

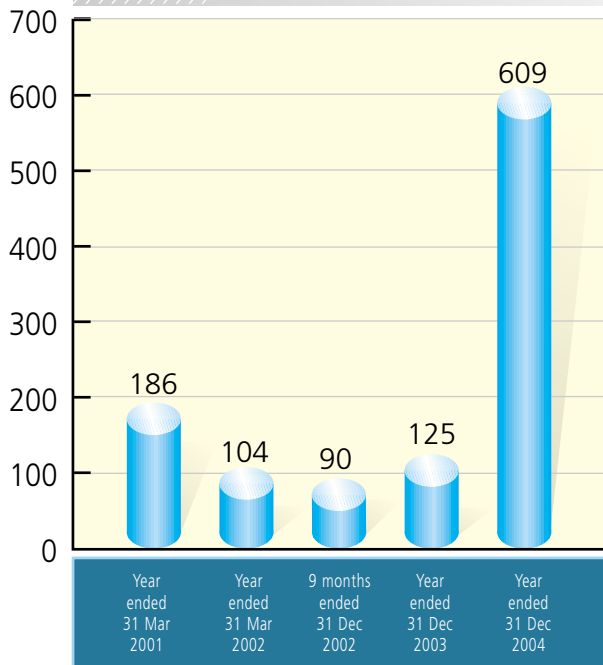
## Financial Highlights

	Year ended 31st December,	
	2004	2003 (Restated)
	<i>HK\$'million</i>	<i>HK\$'million</i>
Group turnover and share of turnover of jointly controlled entities	872	1,334
Profit before taxation	676	167
Profit for the year	609	125
	<i>HK cents</i>	<i>HK cents</i>
Basic earnings per share	76.96	15.99
Dividends per share	11	22
Return on shareholders' funds	24.6%	6.1%

	As at 31st December,	
	2004	2003 (Restated)
	<i>HK\$'million</i>	<i>HK\$'million</i>
Total assets	2,889	2,646
Total liabilities	(372)	(572)
Minority interests	(45)	(5)
Shareholders' funds	2,472	2,069
	<i>HK\$</i>	<i>HK\$</i>
Net assets per share	3.12	2.64

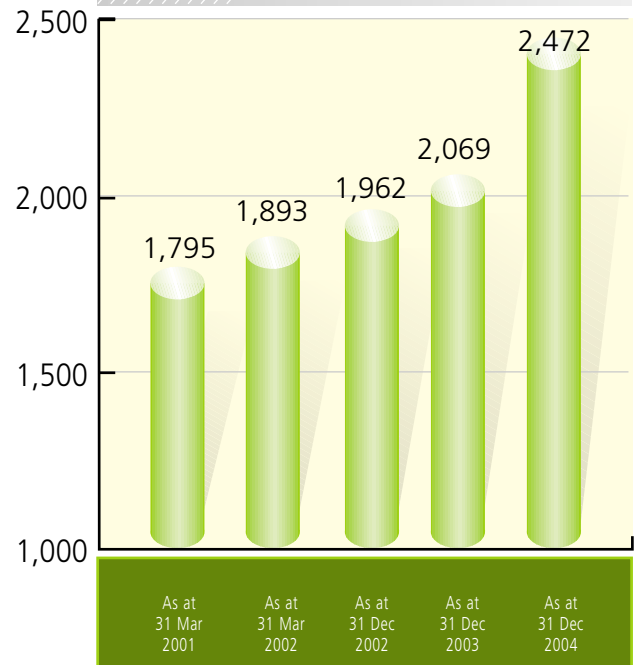
## PROFIT FOR THE YEAR/PERIOD

in HK\$million



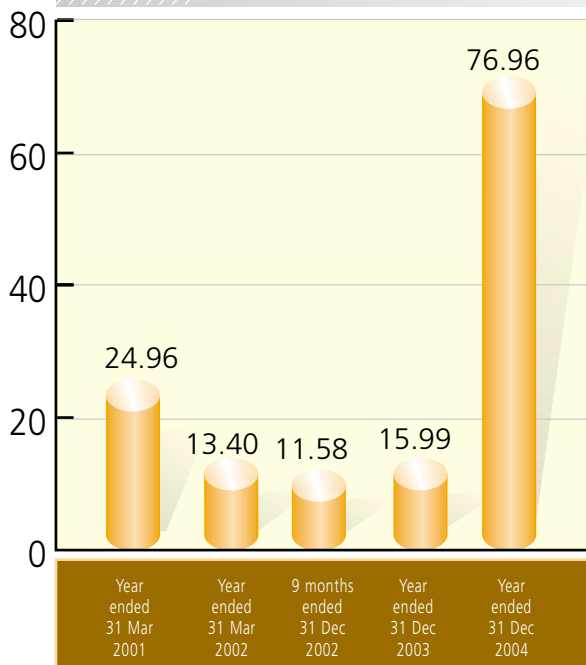
## SHAREHOLDERS' FUNDS

in HK\$million



## BASIC EARNINGS PER SHARE

in HK cents



## NET ASSETS PER SHARE

in HK\$

